

## Blowers Green Primary: School at Home **Year 4**

Tuesday 12<sup>th</sup> May 2020

E-mail: [yearfour@blowers.dudley.sch.uk](mailto:yearfour@blowers.dudley.sch.uk)

Hello again Class 4,

I hope you all had a lovely weekend and are all staying safe and well.

Thank you to all the children who have been emailing me with their work so far, it is lovely to see so many of you working so hard and continuing your learning at home.

Now, to get started with our home learning for today! As always, if you have any problems just email: [yearfour@blowers.dudley.sch.uk](mailto:yearfour@blowers.dudley.sch.uk) and I will be happy to help!

Mrs Ghent

P.S

Remember, to keep practising your times tables up to 12x AND you also have your challenges to work on too!

Subject	Task	Link/Resources
---------	------	----------------

## Literacy


### Task 1: Purple Mash - Serial Mash

Log-in to Purple Mash using the RM Unify tab on the Blowers Green website:

<https://www.blowers.dudley.sch.uk/links.htm>

Once you have arrived at the Home page, click:

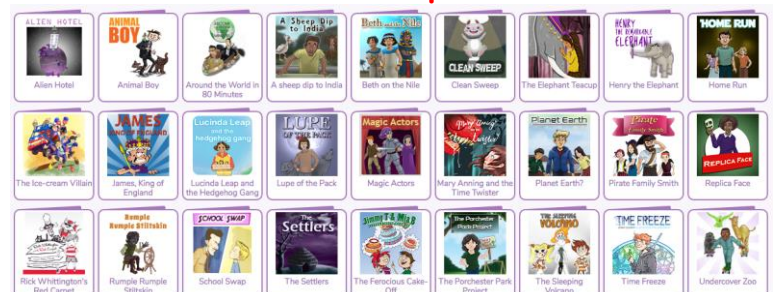
**"Serial Mash"**



Then click on, **"Emeralds"**



Next, click on the book called, **"Alien Hotel"** (It is the first book at the top left).


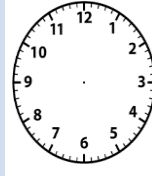

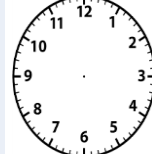












Today we are focussing on **Chapter One**. Click on **Chapter One**, read and enjoy! Ensure you read carefully as once you have read **Chapter One** I would like you to click on: **"Chapter One Quiz"**

Chapter 1:




Good luck and please let me know how you do!


<b>Numeracy</b>	<b>Task 1: Maths Warm Up!</b>	<div>Quick warm up to get you started with Numeracy for today:</div> <table><tr><th>What is the time?</th><th></th><th>Put the following times on the clock faces</th></tr><tr><td></td><td></td><td>8:15 </td></tr><tr><td></td><td></td><td>06:35 </td></tr></table>	What is the time?		Put the following times on the clock faces			8:15 			06:35 
What is the time?		Put the following times on the clock faces									
		8:15 									
		06:35 									
	<div>Task 2: See below - Complete the questions below.</div> <div></div>	<div><b><u>Maths on the Move Challenge!</u></b></div> <div>Scroll down for your Numeracy challenges for today.</div>									
<div><b><u>Geography</u></b></div> <div>- See activity below</div> <div></div>	<div><b><u>The Geography of a Mountain</u></b></div> <div>How much can you remember from your learning about mountains?</div> <div>Can you remember and identify the different features of mountains?</div> <div>Use the word bank in the activity below to try and correctly label each part of the mountain.</div>										

## Numeracy Task 2:

### Maths on the Move!



1



Find 5 items that are under 30cm. Estimate their length.  
Now measure them with a ruler. How close were you?

2



Can you find any of the following 3D shapes around your house?

**Cuboid, cylinder, pyramid, cone, sphere.**

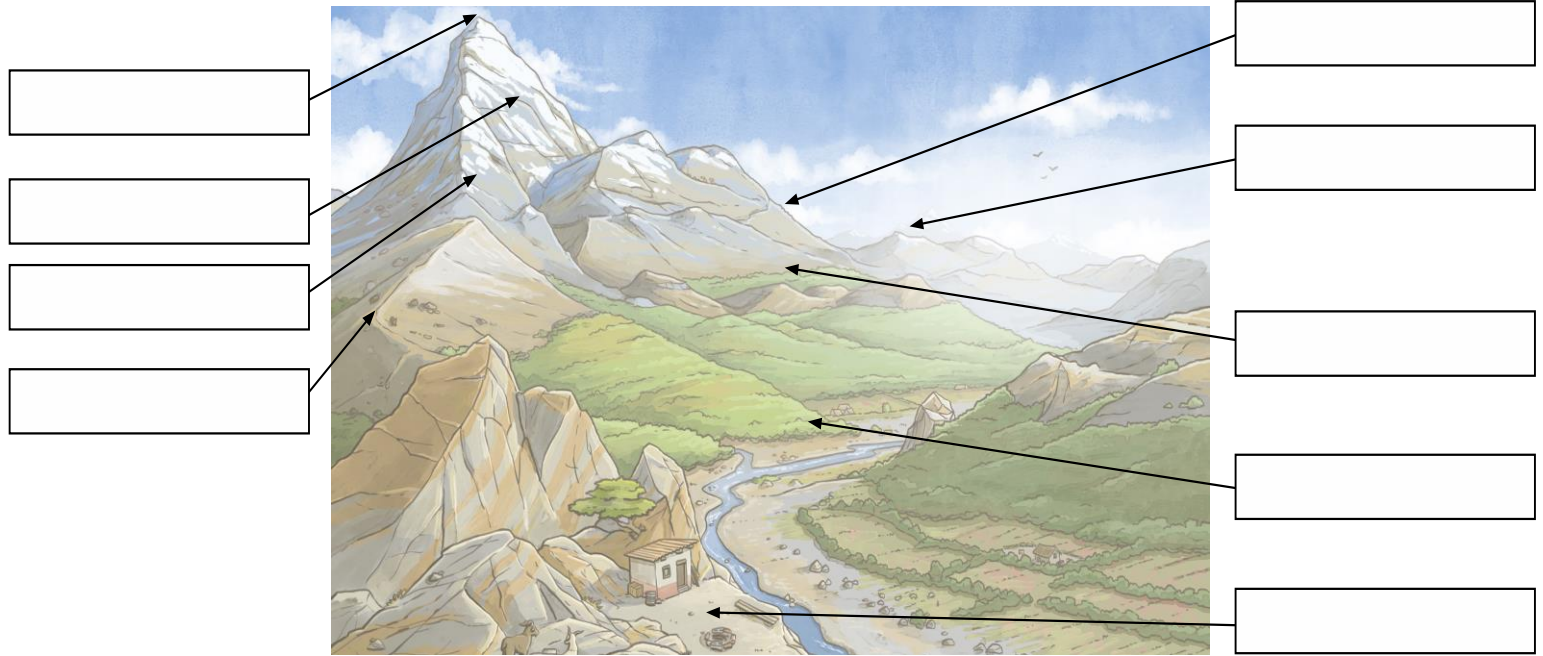
Which do you have the most of?

## Foundation Subject Task 1:

### The Geography of a Mountain

On following page...

Using the word bank, can you label the mountain's key features?



<b>base</b>	the bottom of the mountain where it meets flat ground	<b>plateau</b>	a flat part of land high up the mountain	<b>face</b>	the visible side of a mountain
<b>mountain range</b>	a collection or group of mountains or hills	<b>ridge</b>	long, narrow top connecting mountains	<b>tree line</b>	after this point, trees cannot grow
<b>summit</b>	the highest point of a hill or mountain	<b>snow line</b>	above this line, snow covers the mountain all year	<b>slope</b>	an incline or decline on the side of a mountain